

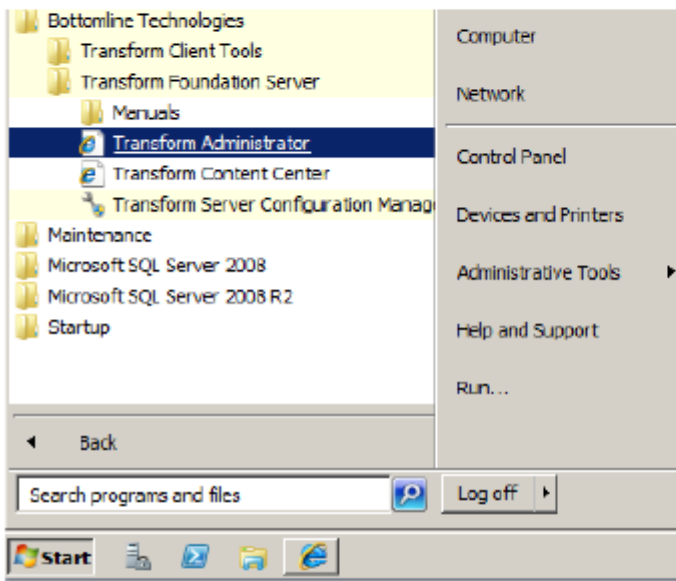
Transform Knowledgebase articles

Auto Deletion of Transform Log files (Transform and Apache Logs)

By default this is set to never delete any log files from your initial installation of Transform. If you produce a large number of logs – this can cause disk space issues later.

This is how to modify the number of days to keep the Transform Logs

Login to Transform Administrator

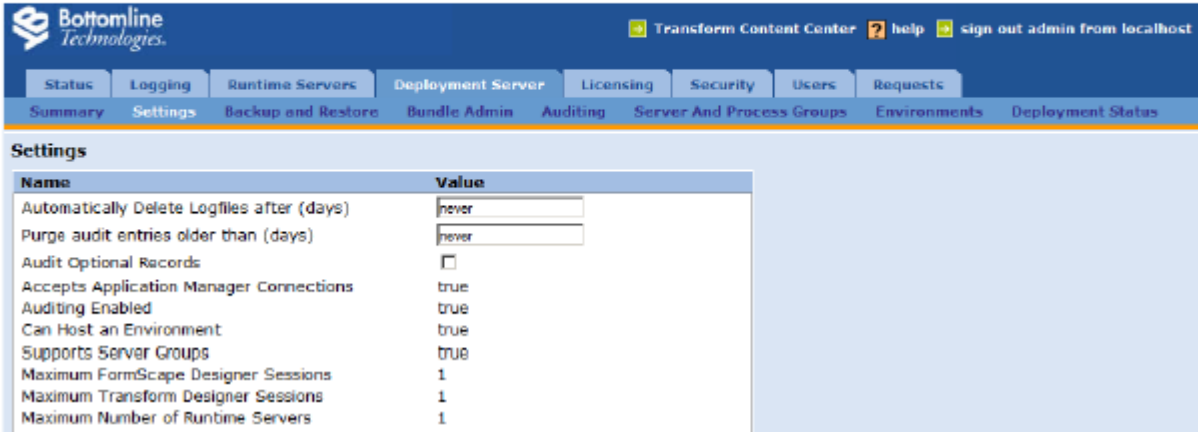


Deployment Server: use {server name} or localhost (if logged onto the server)



Click on the **Deployment Server** tab

Click on the **Settings** tab



Bottomline Technologies Transform Content Center help sign out admin from localhost

Status Logging Runtime Servers **Deployment Server** Licensing Security Users Requests

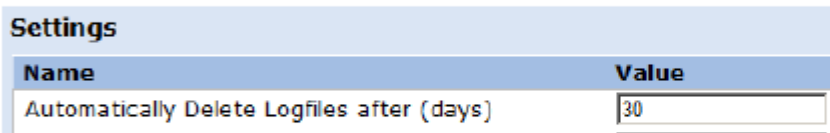
Summary Settings Backup and Restore Bundle Admin Auditing Server And Process Groups Environments Deployment Status

Settings

Name	Value
Automatically Delete Logfiles after (days)	never
Purge audit entries older than (days)	never
Audit Optional Records	<input type="checkbox"/>
Accepts Application Manager Connections	true
Auditing Enabled	true
Can Host an Environment	true
Supports Server Groups	true
Maximum FormScape Designer Sessions	1
Maximum Transform Designer Sessions	1
Maximum Number of Runtime Servers	1

On the line "**Automatically Delete Logfiles after (days)**" - Enter the number of days you would like to keep in the Value box

Example below



Settings

Name	Value
Automatically Delete Logfiles after (days)	30

Then click **Modify** to confirm changes

Modify

NB: This will then start to flush out any logs from your setup and in future will only keep the set number of days